

# Advantages and Challenges of Different ALP Models

NADE 2018

Kate Babbitt – Gateway Community College

Jennifer Garner – Howard Community College

Effie Russell, Atlantic Cape Community College

# What and Why ALP?

- \* Accelerated Learning Program
- \* Reduce time to completion
- \* Bypass developmental class
  - \* saves time
  - \* saves money
  - \* Eliminates exit points
- \* Not just English, but math too

# ALP at Gateway CC

GCC mostly follows the traditional ALP model

- \* Same requirements as College Composition
  - \* syllabus
  - \* assignments
  - \* grading standards
- \* More time – 6 hours (3cr-101; 3cr-099)
- \* Fewer students – 24-101; 12-099
- \* More focus on grammar and punctuation

# ALP Placement Methods

Accuplacer 72-87 (If reading comp and sentence skills fall in different levels, take the average)

OR

Old SAT 430-449 in reading or writing

OR

New SAT of 25 in writing & language

OR

New SAT of 23-24 in reading

OR

ACT reading of 16-20

OR

Test-out option

OR

C- only in Gateway's Eng091 (4 credit middle-level course)

OR

New Haven Public Schools Senior Essay Score

OR

C or better in Gateway's Engo66 (6 credit lowest-level course)

# Gateway ALP Progression

- \* Started in Fall 2014 with 2 sections
- \* Today over 40 sections throughout the year
- \* To date - over 1000 Eng099 students enrolled

# Data: College Level vs Remedial

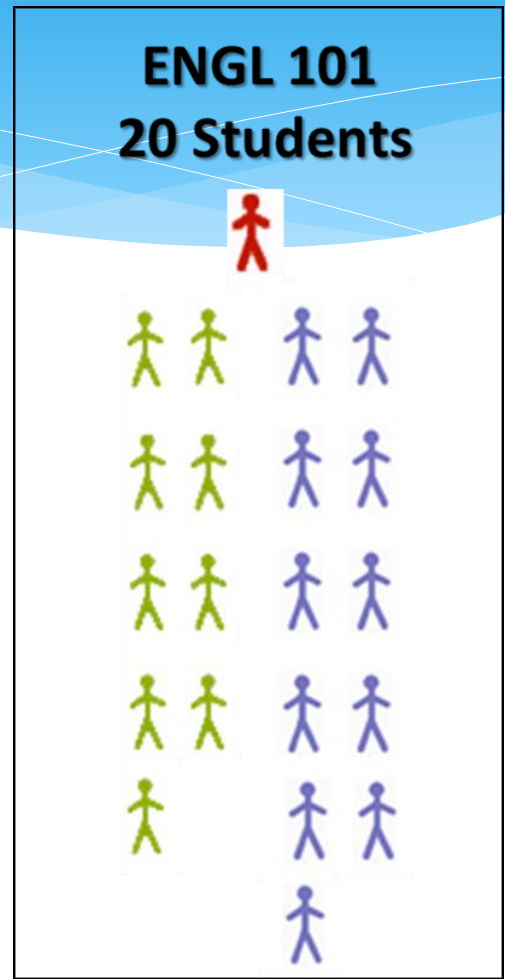


ALP Performance Data - Summer 2014 through Spring 2017

	College Level Non-ALP	College Level ALP	Developmental ALP
# of students enrolled into 101	4,631	1,078	1,003
% of students passing 101	56.00%	62.00%	57.00%
# of students enrolled into 102	1,014	242	234
% of students passing 102	70.00%	70.00%	63.00%
# of students enrolled into 200	499	98	104
% of students passing 200	66%	74%	63%

# Data: “ALP Student” only

- \* On average, 65% of ALP students have passed Eng099 while only 57% have passed Eng101.
- \* However, the pass rates have increased steadily with each passing academic year.
- \* In fact, Spring of 2017 shows 73% passed Eng099 and 66% passed Eng101.
- \* Fall semesters continually prove to be more successful

# The Triad Model at Atlantic Cape

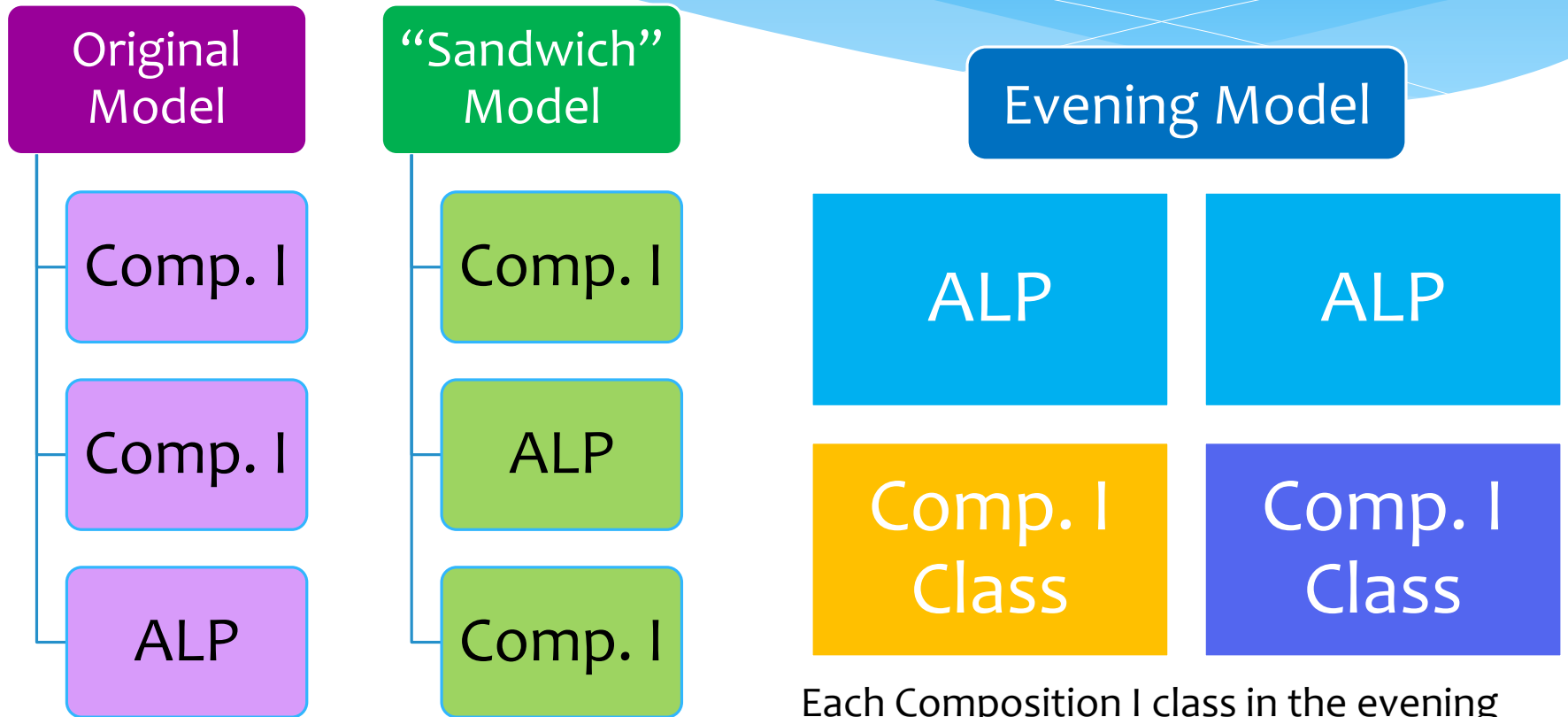


★ Once a week, ENGL099 meets in a computer lab.

★ ENGL099 & ENGL101 are both three credit courses.



# 3 Versions of the Triad Model



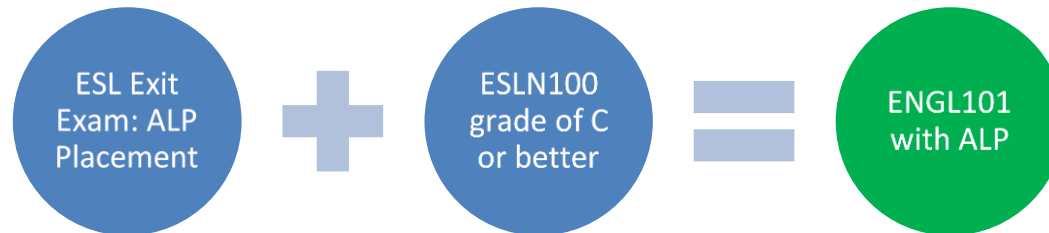
Each Composition I class in the evening model meets once a week from 7-9:45pm.

# Who is eligible?

## Path One to ALP:



## Path Two to ALP:



## Path Three to ALP:

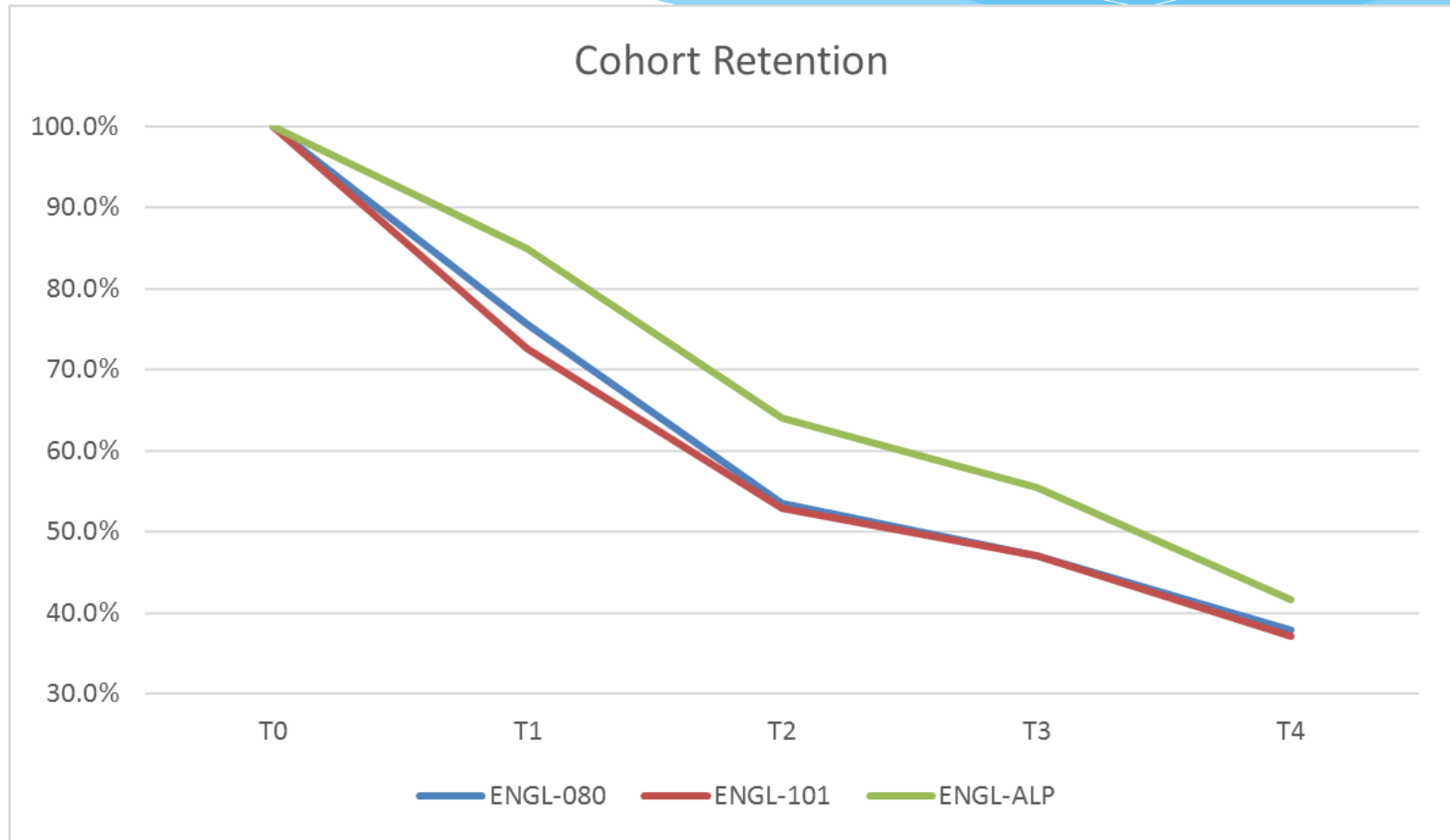


*Students who are NOT eligible for ALP: All other Engl070 and ESL students.*

# Atlantic Cape Gateway Course Success

	Engl080 Track (Developmental Course)	ALP Track	Engl101 Track (College-level English Course)
Gateway Course Success			
<b>No. of Students</b>	<b>1892</b>	<b>845</b>	<b>2041</b>
English 101 Completion Rate	<b>45%</b>	<b>81%</b>	<b>79%</b>
English 102 Completion Rate	<b>23%</b>	<b>48%</b>	<b>47%</b>
Number of Semesters	<b>3</b>	<b>2</b>	<b>2</b>

# Atlantic Cape Retention Success



# ALP at HCC

- \* Same requirements as College Composition
  - \* syllabus
  - \* assignments
  - \* grading standards
- \* More time – 4 hours vs. 3/week
- \* Less students 18 vs. 22
- \* Support – Lab assistant 2 hours per week

# Placement

- \* Students who place into ENGL 121 on Reading or Sentence Skills placement test (Accuplacer)

**AND**

- \* who also score in the high developmental range on the other placement test
  - \* Reading placement scores above 79 with Writing placement scores of 73-89

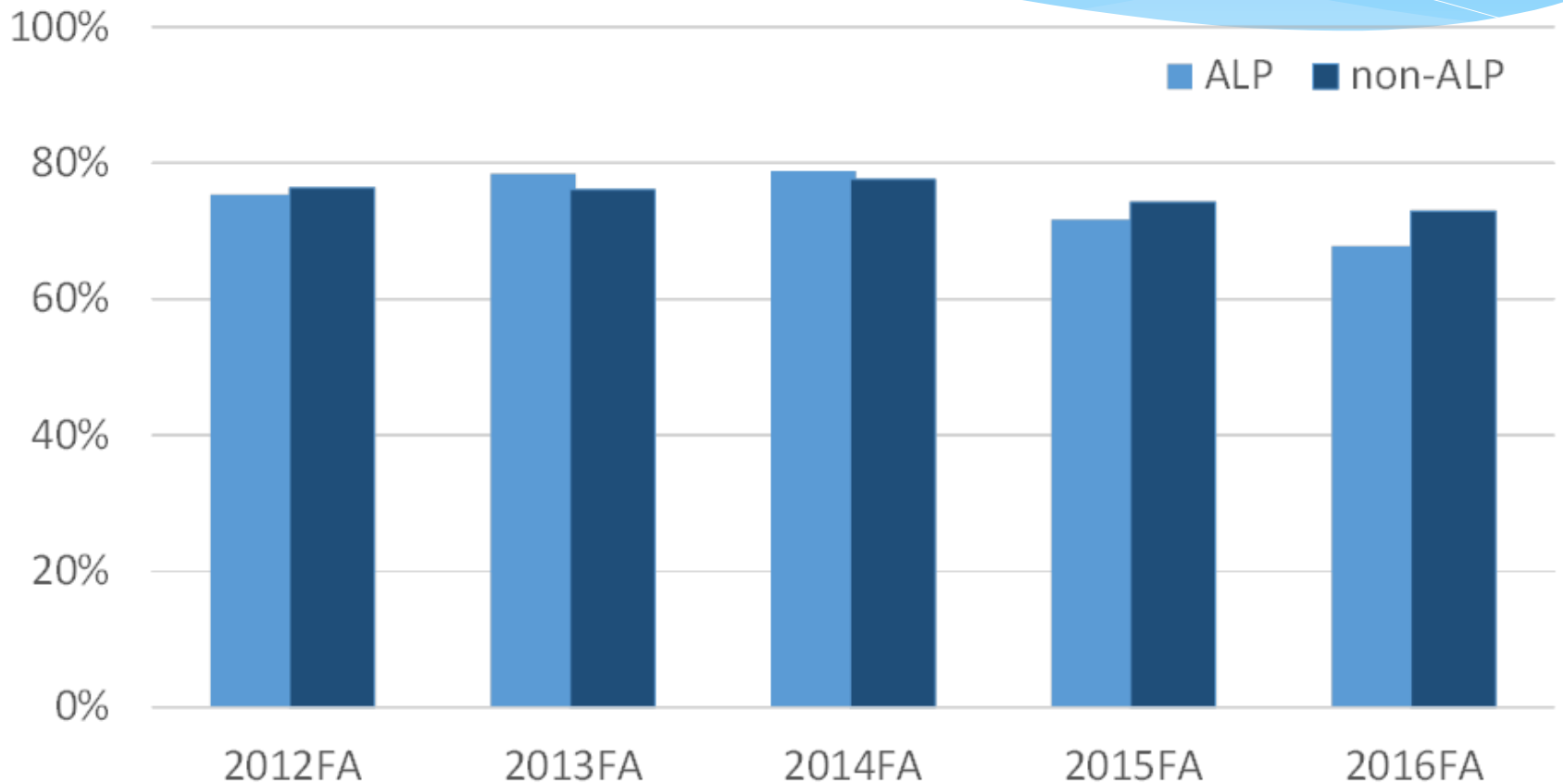
**OR**

- \* Reading placement scores between 65-79 or Writing placement scores of 90 or better.

# Success

- \* Started in Spring 2010 with 2 sections
- \* Today over 20 sections throughout the year, over 300 students
- \* Assessments show ALP is successful in terms of completion and retention.

# Course Completion Rates





# Course Success

## Dev. Writing Vs. ALP Vs. Traditional

121 Course Success: Students taking in ENGL-121 for the first time in FA16

	ABC/ABCF		NA/total grades	W/total grades	
097 track	66.7%		2.2%	9.8%	
121 college ready	75.9%		0.6%	4.6%	
ALP track	67.9%		0.4%	3.6%	

excluded: students who previously took 121; E-sections of 121; and o8x track

tracks based on courses taken, not on placement

# Retention

